

# Extreme Makeover Writing Edition



Mini Lessons and Revision Practice  
to Aid Young Authors



## ELA Core Plans

Teacher-Written Standards-Based Lesson Plans



**PHOTOCOPYING ALLOWED**



**LINK TO THIS SAMPLE**



**DO NOT POST ONLINE.**

# Extreme Makeover Writing Edition



**Mini Lessons and Revision Practice  
to Aid Young Authors  
Sample Packet**

By Tammy D. Sutherland and Shannon B. Temple  
[www.elacoreplans.com](http://www.elacoreplans.com)

Copyright © 2007 S&T Publications, LLC


## Table of Contents

<b>Step 1: Bulldoze Poor Word Choice.....4</b>	
Don't Overdo it With Figurative Language	
Use Unique Figurative Language	
Using Figurative Language	
Using a Thesaurus	
Replace Weak Verbs with Strong Verbs	
Don't Repeat the Same Words	
Revise for Word Choice	
<b>Step 2: Lay the Foundation with a Notable Grabber and Ending..14</b>	
Types of Grabbers	
The Imagine Statement	
The Dialogue Grabber	
The Riddle	
The Famous Quote Grabber	
The Imagery Grabber	
Writing Notable Narrative Endings	
Writing Notable Expository Endings	
Revise Grabber and Ending Practice	
<b>Step 3: Build the Walls: Supporting Details and Elaboration.....27</b>	
Holding the Reader's Attention	
Suspense for a Narrative	
Using Dialogue for a Narrative	
Adding Examples in Expository Writing	
Revise for Supporting Details and Elaboration	
<b>Step 4: Paint with Voice.....37</b>	
Example and Non-example of Voice	
Revise for Voice	
<b>Step 5: Decorate with Sentence Fluency.....44</b>	
Example and Non-example of Sentence Fluency	
Practice Variety in Sentence Length	
Ten Different Ways to Begin a Sentence	
Practice Starting Sentences in Different Ways	
<b>Step 6: Clean Up any Debris with Conventions.....51</b>	
Checklist	
Mini Lesson on Tense	
<b>Step 7: Practice Makes Perfect: Essays and Stories to Revise.56</b>	
<b>Step 8: Taking On Any Job.....63</b>	
Do you Know Your Prompt?	
Breaking Down a Prompt	
Prompt Practice	



# Step 1

## Bulldoze Poor Word Choice



This section of the book provides you with mini lessons to teach your students how to effectively use figurative language, strong verbs, and a thesaurus. In addition, there is a mini lesson on how to avoid repeating the same words when writing.

At the end of this section, there is an essay for your students to revise for word choice. You can divide them into “design teams” and allow them to tackle this writing project together. Afterwards, you can allow each team to show the class how they bulldozed poor word choice and rebuilt the essay with a much stronger vocabulary structure.

**Note: In this sample, you will only find one mini-lesson from the book and the essay for students to revise.**

# Extreme Makeover

## Step 1: Bulldoze poor word choice

### Mini lesson

❖ Replace weak verbs with strong verbs!

Read the following paragraph. Notice the verbs that are bolded.

My sixth grade teacher **was** absolutely hideous. Every day, she **walked** in our classroom and caused us to wonder. She **wore** the tackiest arrangement of clothing, and her breath **smelled** of Vidalia onions and sour milk! Little strands of red hair **stuck** out of her beehive hair-do. Worst of all, she **said** the words "groovy" and "far out," but the word she **said** the most was "peace".

The bolded verbs in the above paragraph are not strong. Read the paragraph below to see what strong verbs can do for your writing.

My sixth grade teacher **defined** the meaning of hideous! Every day, she **wandered** in our classroom and caused us to wonder. She always **boasted** the tackiest arrangement of clothing, and her breath **reeked** of Vidalia onions and sour milk! Little strands of red hair **frizzed** out of her beehive hair-do. Worst of all, she **exhausted** the words "groovy" and "far out," but the word she **repeated** the most was "peace".

Let's look at what some of these stronger verbs do for the reader.

- **Wandered** - This verb helps the reader to picture the teacher as "spacey" and "out there", which helps us to "see" her and know what type of person she is.
- **Boasted** - This verb tells us that this teacher not only wore tacky clothes; she was proud of them!
- **Reeked** - This verb has a much stronger, negative connotation than *smelled*. By saying she *reeked*, we know it was extremely bad.
- **Frizzed** - This verb gives a better mental picture than "stuck out". If hair frizzes, it's a mess. It allows us to better see the type of hair she had.
- **Exhausted** - Instead of using the verb *said*, this word lets us know that she really overused these words.

## Revise for Word Choice

Work together with your design team to revise the following story for word choice. You may use a thesaurus.

**“Oh my gosh, Mama. Help me!” This day happened when I was seven years of age.**

**It all started when I was outside. When I was little, I had a Power Wheels four-wheeler, and I was riding through my yard when I saw a big log. I ran my four-wheeler right into it. Then these little ants started biting me.**

**Suddenly, I ran inside to get my mama. I was in a frantic shock and so was my mama. I could see that the ants were all over me when I was inside. I was hitting my neck, jumping up and down, and screaming as loud as I could.**

**Thirty seconds later, I was in the tub. My mama soaked me in Clorox that day. The tub was full of little ants. After that, I got to watch TV all day.**

**That’s one day I’m never going to forget. I’ve never been so upset before in my life.**

**Extreme Makeover**  
**Step 2: Lay the Foundation**  
**With a Notable Grabber and Ending**  
**Mini Lesson on Writing Notable Narrative Endings**

**Endings you should never, ever write**

- ❖ The end.
- ❖ I hope you liked my paper.
- ❖ To be continued...
- ❖ What happens, we'll never know...

**Narrative Endings**

Two types of Narrative Endings (Not the only two! 😊)

**The "Shockaroo" Ending**

This type of ending leaves the reader with an unexpected twist. It makes the reader say, "I didn't see that one coming!"

**Example:**

*"What is happeni-?" She never got to finish her sentence for the monster spit out some green mold. Suddenly, before her eyes, the monster transformed into a small brown and white dog. Ruff somberly trotted home to his shabby dog house.*

In this ending, the monster turned out to be the boy's dog. This shocks the reader because in the story, the monster is a mystery.

**The "I'll Never Forget" Ending**

*This type of ending states the theme or lesson to be learned from the story and begins with the phrase, "I'll never forget..."*

*I'll never forget the time I got lost in the mall. One thing is for sure, when my mom tells me to stay right here, I will not walk off when I hear those magic words, "blue light special".*

# Extreme Makeover

## Step 5: Decorate

### With Sentence Fluency

#### Practice Variety in Sentence Length!

Name \_\_\_\_\_

Date \_\_\_\_\_

When you have variety in the lengths of your sentences, your paper will read much smoother. Practice adding short, one to three word sentences after the following long sentences. The first two have been done for you.

1. My grandma's house is one of my favorite places to visit because of the wonderful smells of the food she cooks, like her fried chicken, buttered corn, and sweet potato pie. Yummy!
2. I will never forget the look of horror on my mother's face when she found out I had cut my little sister's hair. She was flabbergasted!
3. One reason the school week should be shortened to three days is the universal need for a little rest and relaxation. \_\_\_\_\_
4. I slid into third base and stood up smiling because I knew we were about to tie the game.  
\_\_\_\_\_
5. The lights, snow, candy canes, and wrapping paper are a few of my favorite things during Christmas time, but the best thing about this holiday is time off of school!  
\_\_\_\_\_

\*In numbers 7-8, there is a long sentence followed by a short one. Now, you add another long one. Number 6 has already been done.

6. A bigger allowance would allow me to buy all of the things a young teenager needs: clothes and shoes. Did I mention shoes?
7. When Nate spun around on his heels, he gasped as he came face to face with his worst nightmare. "Why me?" he wondered. \_\_\_\_\_
8. The biggest problem I have with school uniforms is wearing the same outfit to school day after day. Boring!  
\_\_\_\_\_



**Extreme Makeover**  
**Step 6: Clean Up any Debris**  
**With Conventions**

**FYI: U CANT TXT MSAGE N YO WRITNG ASIGNMNTS!**

4 real, if u can read dis, u r probly a txtr! LOL! But u cant txt 4 grownups readin yo papers!

- Make sure you always capitalize *I* and *I'm*! Never write *i* or *i'm*!
- Read back over your paper to make sure you spelled out words like *you*. You may have written *u* because you are so used to writing it that way.
- Always spell out the word *and*. Don't use the + sign or just write *n*!
- Do not write things like IDK or OMG. Some grown folks will not understand this.
- Always be aware of your audience. You are aware when you're texting, so be aware when you're writing too.

**If u r a txtr, that's gr8, but keep it on yo cell fone n get rid of it in yo ELA papers! 😊**

## Prompt Practice

<b>Prompt</b>	<b>What type of Graphic Organizer?</b>	<b>Miscellaneous questions/ assignments</b>
Explain how you celebrate a favorite holiday, event or custom. Be sure to use details so that your reader can picture what your favorite time is like.		What would your topic sentence be for this prompt?
Think of a pet that would be good to have in your classroom at school. Convince your teacher that your class should get this pet.		Write a grabber for this prompt.
Sometimes things turn out in a way we did not think would happen. Tell about a time or event that turned out differently than you expected.		What would you write about for this prompt?
Remember a time when you faced a challenge. You may recall a difficult problem, competition or task you had to face. Recreate that situation. Tell what happened and how you met or failed to meet the challenge.		What two things does this prompt ask you to do?

There are several of pages like this one in the book. This is just extra practice to prepare your students for writing on standardized tests.

We hope you enjoyed this sample packet! Download the [complete Extreme Makeover Writing Edition](#) now, and you will have everything listed in the table of contents!

Also, check out our other resources. We have tons of resources for ELA teachers including [novel units](#), [short story lessons](#), [writing activities](#), and [Common-Core bell ringer activities](#). You can print free samples from all of these online teaching materials!

Happy Teaching! ☺

ELA Core Plans

S&T Publications, LLC